

INTRODUCTION TO DIGITAL PHOTOGRAPHY

Mrs. Sanborn

Unit #2- Depth of Field

Photography Concepts Introduced:

- Aperture-
- Story telling compositions-
- Single theme apertures-
- Depth of field-
- Macro photography-
- **Read Chapter Two- Understanding Exposure-Complete the in class homework**

Photoshop Concepts Introduced:


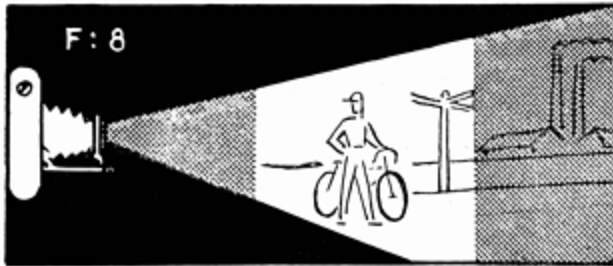
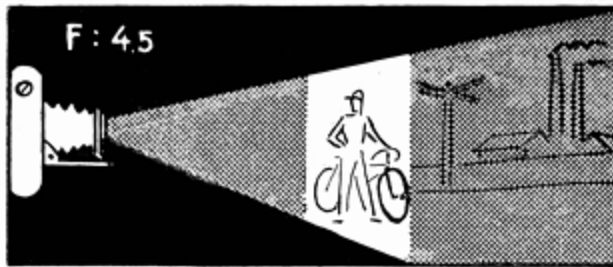
- **Photoshop workbook pages-**
 - **126-130**
 - **149-163**
 - **168-169**
 - **176-183**

PROJECT #2- Depth of Field

Required Objectives:

For this assignment, you will be required to capture a setting that tells a story with a beginning, a middle and an end (story telling compositions). You will be required to use the same composition and also complete a few different single theme apertures. An example might be taking a photograph of a long dirt road in the woods with vibrant colored leaves on the path which emphasizes the concept of depth of field. Then taking a few shots of the leaves as the main subject of the composition. Or taking a photograph of an old barn in a field, and then taking a few shots of the old windows in the barn or the peeling paint on the wood or some flowers in the field. After the images are chosen you will create a final layout that incorporates all of the final photographs. (An example will be provided in class.

- You can create 4" * 6" images, or 8" * 10".
- You must have at least three final images in your final project.
- You can have the images be in color or in black and white.



Assessment:

See attached class rubric

Examples of student work layout:

